

# AZUD modular 300

AZUD MODULAR 300 is the manual filter series for exclusive use for irrigation water filtration application, based on low maintenance and optimum safety in filtration.

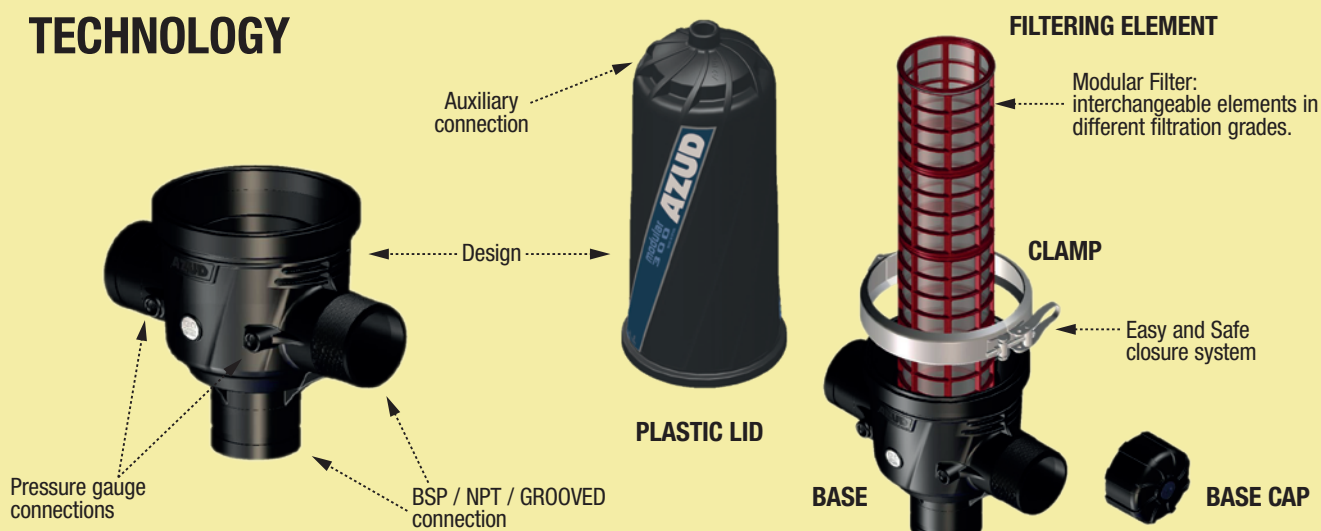
Optimization of the performance and minimum frequency and intensity of maintenance labours.

## ADVANTAGES

- ✓ **Modularity. Versatility, compatibility.**  
The system permits a wide range of possibilities with a minimal number of components.
- ✓ **Manufactured in technical plastic materials.**
- ✓ **Low and easy maintenance.**  
No tools are needed.
- ✓ **Water and energy saving.**
- ✓ **Filtration with screen filter element.**  
The material of construction of the screen is stainless steel. Filtration degrees 100, 130 and 200 micron.



## TECHNOLOGY



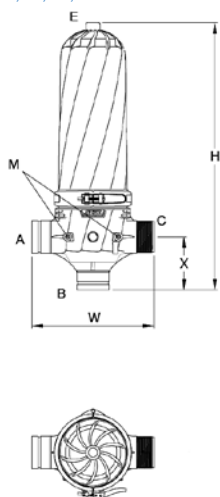
# AZUD modular 300

AZUD MODULAR 300 130 micron	Maximum flow	Filtration area
		Screen
2N	30 m <sup>3</sup> /h 132 gpm	1300 cm <sup>2</sup> 202 in <sup>2</sup>
2S	30 m <sup>3</sup> /h 132 gpm	1730 cm <sup>2</sup> 268 in <sup>2</sup>
3C	50 m <sup>3</sup> /h 220 gpm	1300 cm <sup>2</sup> 202 in <sup>2</sup>
3N	50 m <sup>3</sup> /h 220 gpm	1730 cm <sup>2</sup> 268 in <sup>2</sup>
4N	70 m <sup>3</sup> /h 308 gpm	2600 cm <sup>2</sup> 404 in <sup>2</sup>
4S	100 m <sup>3</sup> /h 440 gpm	3460 cm <sup>2</sup> 536 in <sup>2</sup>
6N	100 m <sup>3</sup> /h 440 gpm	3460 cm <sup>2</sup> 536 in <sup>2</sup>

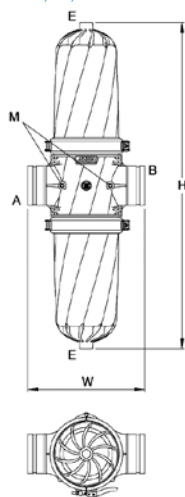
Other filtration grades available.

## AZUD MODULAR 300

2N, 2S, 3C, 3N



4N, 4S, 6N



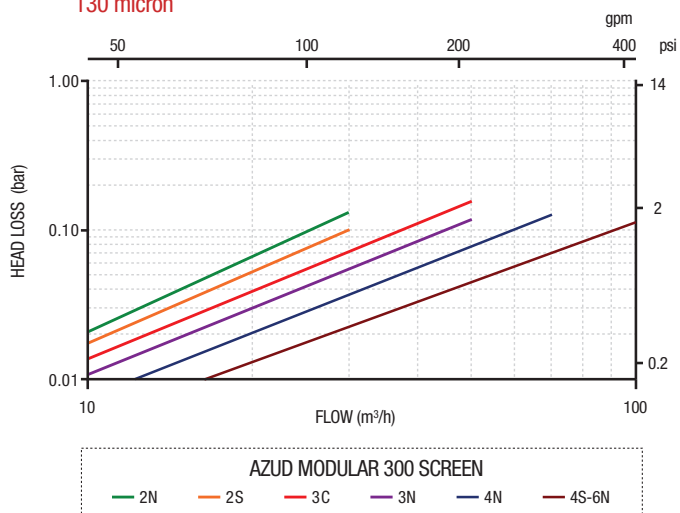
## MATERIALS OF CONSTRUCTION



Housing	Polyamide reinforced with fiberglass
Filtering element	AISI 316 stainless steel screen
Clamp	Stainless steel
Sealing element	NBR

4<pH<11 • Maximum pressure 10 bar / 145 psi • Maximum temperature 60 °C / 140 °F

## AZUD MODULAR 300 HEAD LOSS

130 micron



FILTER CONFIGURATION	Connection	Model	Connection			Dimensions							
			A	B	C	H		W		X			
						mm	in	mm	in	mm	in		
	2"	2NR 2NA 2NV 2NW	BSP NPT GROOVED GROOVED	BSP NPT GROOVED BSP	BSP NPT BSP GROOVED	595	23.4	310	12.2	133	5.2		
	2"Super	2SR 2SA 2SV 2SW	BSP NPT GROOVED GROOVED	BSP NPT GROOVED BSP	BSP NPT BSP GROOVED	720	28.3	310	12.2	133	5.2		
	3"C	3CR 3CA 3CV 3CW	BSP NPT GROOVED GROOVED	BSP NPT GROOVED BSP	BSP NPT BSP GROOVED	610	24	336	13.2	147	5.8		
	3"	3NR 3NA 3NV 3NW	BSP NPT GROOVED GROOVED	BSP NPT GROOVED BSP	BSP NPT BSP GROOVED	735	28.9	336	13.2	147	5.8		
	4"	4NL 4NB	GROOVED FLANGE	GROOVED FLANGE	-	950	37.4	341	13.4	-	-		
	4"Super	4SL 4SB	GROOVED FLANGE	GROOVED FLANGE	-	1200	47.2	341	13.4	-	-		
	6"	6NB	FLANGE	FLANGE	-	1200	47.2	531	20.9	-	-		

Connection E 3/4" BSP • Connection M 1/4" BSP